

MEDICAL REGULATORS & FLOW SELECTORS

Meet the new generation - Mediselect[®], Medireg[®] and Mediflow[®]Ultra





THE LINDE GROUP

AGA

MEDISELECT® advantages

- Pressure reducer with a infinitely variable flow.
- Swiveling pressure gauge - 360° - for optimal readability.
- Innovative self centering hand wheel for simple and precise flow adjustment.
- Constant flow, even if the hand wheel is placed in an intermediate position.
- Lateral and frontal reading of the flow values
- Extra flow steps increase the number of applications: Besides the traditional 15 l/min step there are a 7 l/min and a 25 l/min step.



MEDIREG® advantages

- Pressure reducer with pressure outlet.
- Swiveling pressure gauge - 360° - for optimal readability.
- Ergonomic and modern design.
- Easily cleanable surfaces.
- Solid, user friendly and light.
- Also available with flowmeter

MEDIFLOW®ULTRA advantages

- Built-in regulator provides a stable and precise flow
- Constant flow, even if the hand wheel is placed in an intermediate position.
- Lateral and frontal reading of the flow value



Functional Performances MEDISELECT® MEDIREG® and MEDIFLOW®ULTRA

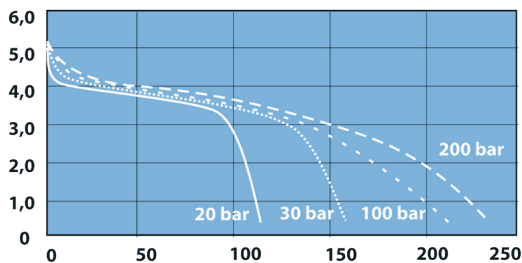
Technical data MediSelect® and Medireg®

Inlet / outlet pressure	Up to 200 bar / 4,5 bar (450 kPa)	
Flow ranges	0 to 2 l/min	0, 0.1, 0.2, 0.3, 0.4, 0.5, 0.6, 0.7, 0.8, 1, 1.5, 2
	0 to 6 l/min	0, 0.25, 0.5, 0.75, 1, 1.5, 2, 2.5, 3, 4, 5, 6
	0 to 25 l/min	0, 1, 2, 3, 4, 5, 6, 7, 9, 12, 15, 25
Inlet / outlet connection	According to standard / G3/8"	
Body material	Inlet stem, regulator housing and flow head: satin nickel-plated brass. Hand wheel: PA	
Dimensions / Weight	Diameter: 37 mm. Length: 91 mm (without inlet stem). Weight: 860 g (0720101)	
Article numbers	Ask the local Linde Healthcare company about the available versions according to your national standards.	
Manufacturer information	GCE s.r.o, Zizkova 381, 583 81 Chotebor, Czech Republic Tel.: (+420) 569 661 111 - Fax: (+420) 569 661 107, www.gcegroupp.com	
Regulatory status	Complies with Medical Devices Directive 93/42/EEC Class IIb	
	Complies with EN 10524-1. Complies with ASTM Standard G175-3 an Standard EN 1789:2000.	

Technical data MediFlow® Ultra

Inlet pressure range	2.8 to 8 bar	Max. outlet pressure 2.3 bar with no flow
Flow ranges (12 positions)	0 to 2 l/min	0, 0.1, 0.2, 0.3, 0.4, 0.5, 0.6, 0.7, 0.8, 1, 1.5, 2
	0 to 6 l/min	0, 0.25, 0.5, 0.75, 1, 1.5, 2, 2.5, 3, 4, 5, 6
	0 to 25 l/min	0, 1, 2, 3, 4, 5, 6, 7, 9, 12, 15, 25
Inlet connection	According to the respective national standard	
Outlet connection	G3/8"	
Body material	Flow head: nickel-plated brass – PA	
	Regulator housing: nickel-plated aluminium	
Body dimensions	Diameter: 37 mm. Length: 71 mm (without inlet stem). Weight: 347 g (0728101)	
Article numbers	Ask the local Linde Healthcare company about the available versions according to your national standards.	
Manufacturer information	GCE s.r.o, Zizkova 381, 583 81 Chotebor, Czech Republic Tel.: (+420) 569 661 111 - Fax: (+420) 569 661 107, www.gcegroupp.com	
Regulatory status	Complies with Medical Devices Directive 93/42/EEC. Class IIa	

Pressure curve Oxygen



MediSelect® and Medireg®

Article no	Denomination	P2	Gas	FLS	Hose nipple	Quick coupling	Inlet stem/ Length	Inlet stem 2
0720101	MEDISELECT II	4,5*	O ₂	0-25	Yes	Yes	W 21,8 / 55 mm	Hand wheel
0720102	MEDISELECT II	4,5*	O ₂	0-2	Yes	No	W 21,8 / 35 mm	Hand wheel
0720103	MEDISELECT II	4,5*	O ₂	0-6	Yes	No	W 21,8 / 35 mm	Hand wheel
0720104	MEDISELECT II	4,5*	O ₂	0-25	Yes	No	W 21,8 / 35 mm	Hand wheel
0720105	MEDISELECT II	4,5*	O ₂	0-6	Yes	No	W 21,8 / 55 mm	Hand wheel
0720106	MEDISELECT II	4,5*	O ₂	0-25	Yes	No	W 21,8 / 55 mm	Hand wheel
0720108	MEDISELECT II	4,5*	O ₂	0-25	Yes	No	Pin index	Pin index
0720110	MEDISELECT II	4,5*	O ₂	0-25	Yes	Yes	W21,8 / 55 mm	Hand wheel
0720116	MEDISELECT II	4,5*	O ₂	0-25	Yes	Yes	W21,8 / 55 mm	Hand wheel
0724148	MEDISELECT II	4,5*	O ₂	No	No	Yes	W21,8 / 35 mm	Hand wheel
0724101	MEDIREG II	4,5*	O ₂ +N ₂ O	No	No	Yes	Pin index	Pin index
0724102	MEDIREG II	4,5*	O ₂	No	No	Yes	W 21,8 / 35 mm	Hand wheel
0724103	MEDIREG II	4,5*	O ₂	0-15	Yes	No	W 21,8 / 35 mm	Hand wheel
0724104	MEDIREG II	4,5*	N ₂ O	No	No	Yes	G 3/8 / 45 mm	Hand wheel
0724105	MEDIREG II	4,5*	AIR	No	No	Yes	G 5/8 / 55 mm	Hand wheel
0724106	MEDIREG II	4,5*	CO ₂	No	No	Yes	W 27 / 60,5 mm	Hand wheel

MediFlow® Ultra

Article no	Denomination	Gas	Inlet pressure	FLS	Flow outlet	Inlet
0728101	MEDIFLOW ULTRA II	O ₂	2,8-8	0-25	Hose Nipple	QC
0728102	MEDIFLOW ULTRA II	O ₂	2,8-8	0-6	Hose Nipple	QC
0728103	MEDIFLOW ULTRA II	O ₂	2,8-8	0-6	Hose Nipple	RM (s)
0728104	MEDIFLOW ULTRA II	O ₂	2,8-8	0-25	Hose Nipple	RM (s)
0728105	MEDIFLOW ULTRA II	O ₂	2,8-8	0-2	Hose Nipple	QC
0728106	MEDIFLOW ULTRA II	O ₂	2,8-8	0-25	Hose Nipple	CL (s)
0728147	MEDIFLOW ULTRA II	O ₂	2,8-8	0-25	Hose Nipple	RM (a)
0728152	MEDIFLOW ULTRA II	O ₂	2,8-8	0-25	Hose Nipple	CL (s)
0728157	MEDIFLOW ULTRA II	O ₂	2,8-8	0-6	Hose Nipple	RM (a)
0728160	MEDIFLOW ULTRA II	O ₂	2,8-8	0-6	Hose Nipple	CL (s)
0728163	MEDIFLOW ULTRA II	O ₂	2,8-8	0-6	Hose Nipple	CL (a)
0728166	MEDIFLOW ULTRA II	O ₂	2,8-8	0-2	Hose Nipple	RM (s)
0728169	MEDIFLOW ULTRA II	O ₂	2,8-8	0-2	Hose Nipple	RM (a)
0728172	MEDIFLOW ULTRA II	O ₂	2,8-8	0-2	Hose Nipple	CL (s)
0728175	MEDIFLOW ULTRA II	O ₂	2,8-8	0-2	Hose Nipple	CL (a)

* According to standard EN10524-1
G3/8= Straight 3/8" thread
P2=Regulating pressure
FLS= Flowselector flow range
in liter per minute

O₂=Oxygen
N₂O=Nitrous dioxide
CO₂=Carbon dioxide
O₂+N₂O=Medimix

CL=Clamp to be mounted on rail system
RM=Rail mounted, plate to be mounted on rail system
s/a)= Straight/angle probe

AGA Gas AB | Linde Healthcare | 181 81 Lidingsö | Sweden
Phone: +46 (0) 8 731 10 00 | Fax: +46 (0) 8731 11 42 | www.linde-healthcare.se
AGA Gas A/S | Linde Healthcare | Vermlandsgade 55, 2300 Kbh. S | Denmark
Phone: +45 70 104 103 | Fax: +45 70 104 102 | www.linde-healthcare.dk

AGA AS | Linde Healthcare | Postbox 13 Grefsen | 0409 Oslo | Norway
Phone: +47 (0) 23 17 72 00 | Fax: +47 (0) 22 02 78 03 | www.linde-healthcare.no
Oy AGA AB | Linde Healthcare | Itsehallintokuja 6, 02600 Espoo | Finland
Phone: +358 (0) 10 2421 | Fax: +358 (0) 10 242 0593 | www.linde-healthcare.fi